

SJB Series 316L Stainless Steel Junction Boxes

Explosion Protected Terminal Enclosure

NEC/CEC:
Class I Zone 1
Exe/AExe II, T5 or T6
IP66

CEC:
Type 4X

Applications

- Terminal, junction box enclosure for various electrical devices.
- Designed for use in areas designed for Zone 1, where flammable gases or vapors are present either continuously or intermittently such as:
 - Petroleum
 - Chemical
 - Refineries
 - Other industrial process facilities.
 - Food processing
 - Dairy
 - Brewing
 - Other commercial facilities.
- Ideal for wet or corrosive atmospheres.

Features

- Austenitic stainless steel contains at least 10.5% Chrome (Cr). Chrome is a protective layer that shields the material from humidity in the air.
- 316L stainless steel contains Molybdenum (Mo), which provides excellent corrosion resistance especially against chlorides.
- Smooth, continuous welded seams.
- Different sizes and depths to choose from.
- Available in three depths, 95 mm (3.74"), 200 mm (7.87") and 300 mm (11.81").
- Can be supplied with 1, 2, 3 or even 4 neoprene sealed gland plates for ease of cable installation.
- 316L Stainless steel captive screws.
- Hinges standard on all sizes above 370 mm x 260 mm (14.57" x 10.24").
- Poured in place polyurethane door gasket.
- M8 feed-thru earth/ground stud.
- Reversible door, opens 210 degrees, from any location top/bottom, left or right, by means of removable hinges that can be installed in any position.
- Reversible anti vibration mounting brackets, on the top, bottom or side positions.
- Optional patented removable pad locking device.
- Numerous optional accessories.

Standard Materials

- Enclosure: 316L stainless steel
- Hardware: 316L stainless steel

Options

- Mounting pan
- Gland plates
- Interior side rails
- DIN rails
- Side rail and DIN rail assembly
- Terminal Blocks (enclosure size varies, based on # terminals blocks, cross section or terminal block, current, ambient temperature and desired T rating, contact your local sales representative.)
- Ground bars
- Terminals for ground bar
- Terminal spacers: 100 mm (3.94") or 50 mm (1.97")
- Padlocking device
- Locking hinge
- Factory drilled entries
- Enclosure coupling kit available, contact your local sales representative.

Without Terminals



Equipped with Terminals



NEC/CEC Certifications and Compliances

- cCSAus Listed: 013017
- CSA Type 4X with approved breather

SJB Series 316L Stainless Steel Junction Boxes

Explosion Protected Terminal Enclosure

NEC/CEC:
Class I Zone 1
Exe/AExe II, T5 or T6
IP66

CEC:
Type 4X

Illustrated Features



Optional Patented Removable Locking Device.
Part Number **097209**.



Patented Reversible Door. Opens to 210°, top, bottom, left or right, by moving the location of the hinges.



Patented Reversible Anti-vibration mounting brackets, can be mounted in top, side or bottom positions.



Polyurethane Poured in Place Door Gasket and Stainless Steel Captive Screws.



M8 Feed-thru Earth/Ground Terminal.



Optional Removable Gland Plate.

Catalog Numbering Guide

Confirm size and gland plate availability in below table.

SJB	12	12	95	0	N	25	010
SJB Series			Depth Dimensions mm (in): 95 - 95 (3.74) 15 - 150 (5.91) 20 - 200 (7.87) 30 - 300 (11.81)			Terminal Block Size mm (in): 25 - 2.5 (0.10) 04 - 4.0 (0.16) 06 - 6.0 (0.24) 10 - 10.0 (0.39) 16 - 16.0 (0.63) 35 - 35.0 (1.39)	
	Height Dimensions mm (in): 12 - 120 (4.72) 18 - 180 (7.09) 22 - 220 (8.66) 26 - 260 (10.24) 37 - 370 (14.57) 56 - 560 (22.05) 75 - 750 (29.58) 11 - 1130 (44.49)			Gland Plates: 0 - none 1 - one bottom 3 - two sides and bottom 4 - All sides			Terminal Block Quantity: 010 - 10 050 - 50 100 - 100
		Width Dimensions mm (in): 12 - 120 (4.72) 18 - 180 (7.09) 22 - 220 (8.66) 26 - 260 (10.24) 37 - 370 (14.57) 56 - 560 (22.05) 75 - 750 (29.58)			Mounting Pan: N - None P - Mounting pan		

SJB Series 316L Stainless Steel Junction Boxes

Explosion Protected Terminal Enclosure

NEC/CEC:
Class I Zone 1
Exe/AExe II, T5 or T6
IP66

CSA:
Type 4X

Height	Dimension in Millimeters (Inches)			Possible Gland Plates					Catalog Number
	Width	Depth		0	1	2	3	4	
120.0 (4.72)	120.0 (4.72)	95.0 (3.74)		✓	—	—	—	—	SJB121295
120.0 (4.72)	180.0 (7.09)	95.0 (3.74)		✓	—	—	—	—	SJB121895
180.0 (7.09)	120.0 (4.72)	95.0 (3.74)		✓	—	—	—	—	SJB181295
180.0 (7.09)	180.0 (7.09)	95.0 (3.74)		✓	—	—	—	—	SJB181895
220.0 (8.66)	260.0 (10.24)	150.0 (5.91)		✓	✓	✓	✓	✓	SJB222615
260.0 (10.24)	220.0 (8.66)	150.0 (5.91)		✓	✓	✓	✓	✓	SJB262215
370.0 (14.57)	220.0 (8.66)	200.0 (7.87)		✓	✓	✓	✓	✓	SJB372220
260.0 (10.24)	370.0 (14.57)	200.0 (7.87)		✓	✓	✓	✓	✓	SJB263720
370.0 (14.57)	560.0 (22.05)	200.0 (7.87)		✓	✓	✓	✓	✓	SJB375620
370.0 (14.57)	750.0 (29.53)	200.0 (7.87)		✓	✓	✓	✓	✓	SJB377520
750.0 (29.53)	370.0 (14.57)	200.0 (7.87)		✓	✓	✓	✓	✓	SJB753720
560.0 (22.05)	750.0 (29.53)	200.0 (7.87)		✓	✓	✓	✓	✓	SJB567520
370.0 (14.57)	370.0 (14.57)	300.0 (11.81)		✓	✓	✓	✓	✓	SJB373730
370.0 (14.57)	560.0 (22.05)	300.0 (11.81)		✓	✓	✓	✓	✓	SJB375630
560.0 (22.05)	370.0 (14.57)	300.0 (11.81)		✓	✓	✓	✓	✓	SJB563730
370.0 (14.57)	750.0 (29.53)	300.0 (11.81)		✓	✓	✓	✓	✓	SJB377530
750.0 (29.53)	370.0 (14.57)	300.0 (11.81)		✓	✓	✓	✓	✓	SJB753730
560.0 (22.05)	560.0 (22.05)	300.0 (11.81)		✓	✓	✓	✓	✓	SJB565630
560.0 (22.05)	750.0 (29.53)	300.0 (11.81)		✓	✓	✓	✓	✓	SJB567530
750.0 (29.53)	560.0 (22.05)	300.0 (11.81)		✓	✓	✓	✓	✓	SJB755630
1130.0 (44.49)	750.0 (29.53)	300.0 (11.81)		✓	✓	✓	✓	✓	SJB117530

 **Appleton**

ENCLOSURES AND JUNCTION BOXES: NEC/CEC, ATEX/IECEx INCREASED SAFETY JUNCTION BOXES

SJB Series 316L Stainless Steel Junction Boxes

Explosion Protected Terminal Enclosure

NEC/CEC:
Class I Zone 1
Exe/AExe II, T5 or T6
IP66

CSA:
Type 4X

Maximum Terminal Block Information

To order terminal blocks: Use nomenclature below. Supplied installed on a mounting pan. Can be installed on uprights and rails. Contact your local sales representative.

Catalog Number	Number Rails Horizontal	Terminal Size mm (in)	Qty. Max. Physical	Terminal Amp	Qty. Max. at Max. Amps	Terminal Amp
SJB121295	1	2.5 (0.10)	10	10	4	15
SJB121295	1	4.0 (0.16)	8	10	5	20
SJB121895	1	2.5 (0.10)	20	10	9	15
SJB121895	1	4.0 (0.16)	18	10	10	20
SJB181295	1	2.5 (0.10)	10	10	4	15
SJB181295	1	4.0 (0.16)	8	10	5	20
SJB181895	1	2.5 (0.10)	21	10	10	15
SJB181895	1	4.0 (0.16)	18	15	11	20
SJB222615	2	2.5 (0.10)	40	10	18	15
SJB222615	2	4.0 (0.16)	30	15	18	20
SJB262215	1	4.0 (0.16)	23	10	15	20
SJB262215	1	6.0 (0.27)	17	20	12	30
SJB223720	3	4.0 (0.16)	48	10	27	20
SJB223720	3	6.0 (0.27)	36	20	15	30
SJB372220	1	4.0 (0.16)	41	15	27	20
SJB372220	1	6.0 (0.27)	31	20	15	30
SJB263720	3	4.0 (0.16)	69	10	30	20
SJB263720	2	6.0 (0.27)	32	20	18	30
SJB372620	2	4.0 (0.16)	82	10	30	20
SJB372620	2	6.0 (0.27)	62	15	18	30
SJB373720	3	6.0 (0.27)	93	10	21	30
SJB373720	2	10.0 (0.39)	74	20	21	40
SJB375620	4	6.0 (0.27)	124	15	30	30
SJB375620	4	10.0 (0.39)	100	20	28	40
SJB563720	3	6.0 (0.27)	165	10	30	30
SJB563720	3	10.0 (0.39)	132	15	27	40

Catalog Number	Number Rails Horizontal	Terminal Size mm (in)	Qty. Max. Physical	Terminal Amp	Qty. Max. at Max. Amps	Terminal Amp
SJB377520	6	10.0 (0.39)	150	15	30	40
SJB377520	5	16.0 (0.63)	100	20	30	50
SJB753720	3	10.0 (0.39)	189	15	33	40
SJB753720	2	16.0 (0.63)	104	20	32	50
SJB565620	4	10.0 (0.39)	176	15	36	40
SJB565620	4	16.0 (0.63)	104	30	36	50
SJB567520	5	16.0 (0.63)	180	20	45	50
SJB567520	4	35.0 (1.38)	116	40	32	90
SJB373730	3	6.0 (0.27)	93	15	27	30
SJB373730	2	10.0 (0.39)	74	20	26	40
SJB375630	4	6.0 (0.27)	124	15	36	30
SJB375630	4	10.0 (0.39)	100	20	32	40
SJB563730	3	6.0 (0.27)	165	10	36	30
SJB563730	3	10.0 (0.39)	132	20	33	40
SJB377530	6	10.0 (0.39)	150	20	42	40
SJB377530	5	16.0 (0.63)	100	30	40	50
SJB753730	3	10.0 (0.39)	189	15	42	40
SJB753730	2	16.0 (0.63)	104	30	42	50
SJB565630	4	10.0 (0.39)	176	20	44	40
SJB565630	4	16.0 (0.63)	104	30	44	50
SJB567530	5	16.0 (0.63)	180	20	55	50
SJB567530	4	35.0 (1.38)	116	40	36	90
SJB755630	3	16.0 (0.63)	104	30	54	50
SJB755630	3	35.0 (1.38)	84	50	36	90
SJB117530	6	35.0 (1.38)	252	40	60	90
SJB117530	4	70.0 (2.76)	112	80	36	145




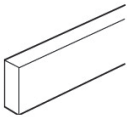
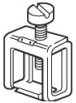
* Maximum physical at amperage indicated, capable of accepting more terminals at lower amperage. Contact your local sales representative.

SJB Series 316L Stainless Steel Junction Boxes

Explosion Protected Terminal Enclosure

NEC/CEC:
Class I Zone 1
Exe/AExe II, T5 or T6
IP66

CSA:
Type 4X



		Catalog Number	
Rail Length mm (in)		Symmetrical	Asymmetrical
Zinc Plated Steel Rail			
<i>For fixing onto uprights with clip nut supplied.</i>			
	100 (3.93)	SJBSCP100	—
	160 (6.30)	SJBSCP160	—
	170 (6.69)	SJBSCP170	SJBACP170
	200 (7.87)	SJBSCP200	SJBACP200
	320 (12.60)	SJBSCP320	SJBACP320
	510 (20.08)	SJBSCP510	SJBACP510
	700 (27.56)	SJBSCP700	SJBACP700
	1080 (42.52)	SJBSCP1080	SJBACP1080
Bar Length mm (in)		Catalog Number	
Zinc Plated Steel Uprights			
<i>Set of two.</i>			
	200.0 (7.87)	SJBSR200	
	310.0 (12.20)	SJBSR310	
	500.0 (19.68)	SJBSR500	
	690.0 (27.17)	SJBSR690	
	1070.0 (42.13)	SJBSR1070	
Copper Bar (12 x 4 mm (.47 x .16"))			
<i>Copper bar not perforated for cable clamps.</i>			
	160.0 (6.30)	SJBCGB160	
	200.0 (7.87)	SJBCGB200	
	310.0 (12.20)	SJBCGB310	
	500.0 (19.68)	SJBCGB500	
	690.0 (27.17)	SJBCGB690	
1070.0 (42.13)	SJBCGB1070		
Cable Clamp for Copper Bar (12 x 4 mm (.47 x .16"))			
	1.5 mm ² to 4 mm ² (0.002 in ² to 0.006 in ²) Capacity — Set of 100	SJBGBC154	
	6 mm ² to 16 mm ² (0.009 in ² to 0.025 in ²) Capacity — Set of 10	SJBGBC616	

SJB Series 316L Stainless Steel Junction Boxes

Explosion Protected Terminal Enclosure

NEC/CEC:
Class I Zone 1
Exe/AExe II, T5 or T6
IP66

CSA:
Type 4X

Dimensions Millimeters (Inches)		Catalog Number
Height	Width	
Mounting Pan – Zinc Plated Steel		
220.0 (8.66)	370.0 (14.57)	SJBG370
370.0 (14.57)	260.0 (10.24)	SJBG260
260.0 (10.24)	370.0 (14.57)	SJBG370
370.0 (14.57)	370.0 (14.57)	SJBG370
560.0 (22.05)	370.0 (14.57)	SJBG370
370.0 (14.57)	560.0 (22.05)	SJBG560
750.0 (29.53)	370.0 (14.57)	SJBG370
370.0 (14.57)	750.0 (29.53)	SJBG750
560.0 (22.05)	560.0 (22.05)	SJBG560
750.0 (29.53)	560.0 (22.05)	SJBG560
560.0 (22.05)	750.0 (29.53)	SJBG750
Spacers for Mounting at Back of Box		
<i>Set of two insulated pillars for copper bar 12 x 4 mm (.47 x .16").</i>		
	Height = 100.0 mm (3.94")	SJBS100
	Height = 50.0 mm (1.97")	SJBS500
Additional Door Padlocking Device		
	<i>Padlock not supplied</i>	SJBPL